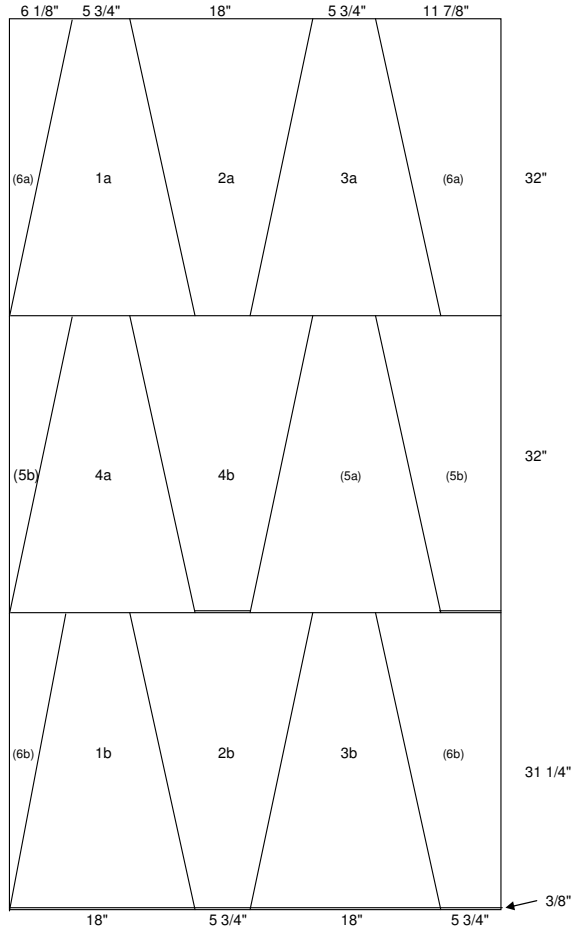


Quilt Frames (Based on some made by Ivan Nelson)

Tools required:
Saw
Coping Saw
Sandpaper

Tools recommended
Circular Saw
Jigsaw or coping saw
Finishing sander

Instructions for cutting one set of quilting frames out of one sheet of 1/2" plywood:
Cut a 4' x 8' sheet of 1/2" plywood according to the gross dimensions shown below. The cutouts marked 1a and 1b interconnect to serve as one of 4 main supports. Those marked 2a & 2b, 3a & 3b, 4a & 4b interconnect to serve as the other 3 main supports. Those marked (5a) & (5b), (6a) & (6b) may be used to make optional additional supports.

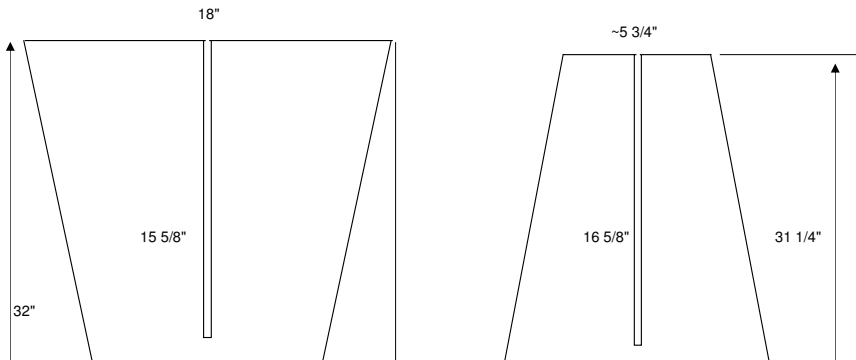


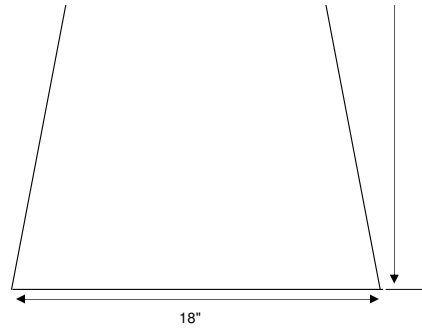
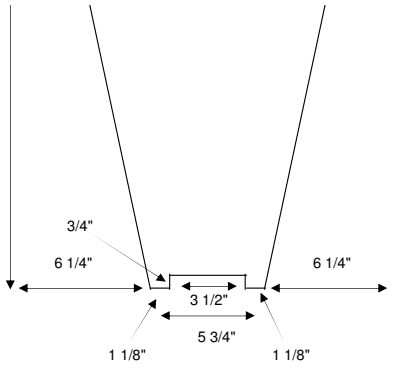
6.125
0.125
5.75
0.125
18
0.125
5.75
0.125
11.875
<hr/>
48

11 7/8
<hr/>
6 1/8
<hr/>
18

32
0.125
32
0.125
31.25
0.125
<hr/>
95.625
0.375
<hr/>
96

0.125
18
0.125
5.75
0.125
18
0.125
5.75
<hr/>
48





15.625
15.625
31.25

6.25
1.125
3.5
1.125
6.125
18.125

